


Miniature Circuit Breakers and Isolators

- S250S
- E200

1SXE420001L0201 05-2008

Line Protection



MCBs and Isolators

Product Overview

S2 series Miniature Circuit Breakers (MCBs)

The S2 series MCBs can be used in domestic, commercial and industrial applications for protection against over-current and short circuit.

Features:

- All-round protection against contact with live parts in accordance with IEC 60364.
- Dual-function terminals enables simultaneous connection of busbar and cable without additional connection pieces.
- Positioning of the M.C.B. on the DIN-rail now possible before snapping on, as the mounting clip is on the lower side.
- Padlocking and sealing facility for every pole in ON or OFF position.
- Accessories can be fitted to the S2... range, on site by the user.
- High short-circuit switching capacity.
- Low let-through energy at the point of fault.
- Rated voltage : 230 / 400 V AC (single pole)

S250S

S250 series MCBs integrate contacts, over-current protection, short circuit protection and tripping switch together in a single metallic switching mechanism. This special design guarantees the reliability of the operation without influencing external equipment. The rapid electromagnetic operated hammer system ensures the current limiting capacity.

S250S-DC

Based on the S250S series, the S250S-DC MCBs is designed for direct current distribution system, according to IEC 60898-2 (GB 10963.2).





Isolators

- Forced opening and suitable for use as main switch.
- High short circuit withstanding capacity.
- Optimal protection against unintentional touch of live parts.
- Dual-function terminals
- Quick mounting clip, lockable in open position.
- Same form and design as MCB Series S2.
- The harmonised design enables interconnection of switch-isolators and MCBs of the Series S2 with busbars.
- The switch-isolators are equipped with dual-function terminals which enable simultaneous connection of conductors and busbar.
- Cross-/ slotted-head screws size 2, system Pozidriv, enable easy, reliable and time-saving wiring.
- Facility for sealing or padlocking in closed or isolated position.
- Internal connection of switching mechanisms ensures simultaneous switching even without toggle linkage.



MCBs and Isolators

Technical Data

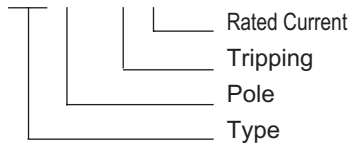
		MCB			Isolator
					
Type		S250S	S250H	S250S-DC	E200
Standards		IEC60898		IEC60898-2	IEC60947-3
Pole		1, 2, 3, 4		1, 2, 3, 4	2, 3, 4
Tripping Characteristics		B、C、D	B、C	C	-
Tripping Type		Electro-Magnetic Type			-
Rated breaking capacity	Icu	6kA (1-40A) 4.5kA (50, 63A)	6kA (50, 63A)	10kA	-
Rated short-time withstand current	Icw	-	-	-	20 In. 1s
Rated short current capacity	Icm	-	-	-	15 In
Rated current	In	1 - 63A	50, 63A	1 - 63A	63 - 125A
Rated voltage	AC single pole	Un	230 / 400V		230 / 400V
	AC multi-pole	Un	400V		-
	DC single pole	Un	160V		-
	DC multi-pole	Un	110V		-
Frequency	Hz	50 - 60		-	50 - 60
Mechanical Life	no. of operation	20,000			-
Electrical Life	no. of operation	10,000			-
Protection degree	Terminals	IP20			
	Housing	IP40			
Ambient temperature	Operating Temperature °C	-25...+55			-
	Storage Temperature °C	-40...+70			-
Tropicalization	constant climate conditions [°C/RH]	23/83, 40/93, 55/20			
	variable climate conditions [°C/RH]	25/95, 40/93			
Terminal Size	mm ²	0.75 - 25			1 - 50
Tightening Torque	Nm	2			5

MCBs

Order Information

Type Designation

S25 □S- □ □



S250S

Characteristic B

Rated current (A)	Breaking capacity (kA)	S250S-B			
		1 Pole	2 Poles	3 Poles	4 Poles
6	6	S251S-B6	S252S-B6	S253S-B6	S254S-B6
10		S251S-B10	S252S-B10	S253S-B10	S254S-B10
16		S251S-B16	S252S-B16	S253S-B16	S254S-B16
20		S251S-B20	S252S-B20	S253S-B20	S254S-B20
25		S251S-B25	S252S-B25	S253S-B25	S254S-B25
32		S251S-B32	S252S-B32	S253S-B32	S254S-B32
40		S251S-B40	S252S-B40	S253S-B40	S254S-B40

Characteristic C

Rated current (A)	Breaking capacity (kA)	S250S-C				
		1 Pole	2 Poles	3 Poles	4 Poles	
1	6	S251S-C1	S252S-C1	S253S-C1	S254S-C1	
2		S251S-C2	S252S-C2	S253S-C2	S254S-C2	
3		S251S-C3	S252S-C3	S253S-C3	S254S-C3	
4		S251S-C4	S252S-C4	S253S-C4	S254S-C4	
6		S251S-C6	S252S-C6	S253S-C6	S254S-C6	
10		S251S-C10	S252S-C10	S253S-C10	S254S-C10	
16		S251S-C16	S252S-C16	S253S-C16	S254S-C16	
20		S251S-C20	S252S-C20	S253S-C20	S254S-C20	
25		S251S-C25	S252S-C25	S253S-C25	S254S-C25	
32		S251S-C32	S252S-C32	S253S-C32	S254S-C32	
40		S251S-C40	S252S-C40	S253S-C40	S254S-C40	
50		4.5	S251S-C50	S252S-C50	S253S-C50	S254S-C50
63			S251S-C63	S252S-C63	S253S-C63	S254S-C63

Characteristic D

Rated current (A)	Breaking capacity (kA)	S250S-D				
		1 Pole	2 Poles	3 Poles	4 Poles	
1	6	S251S-D1	S252S-D1	S253S-D1	S254S-D1	
4		S251S-D4	S252S-D4	S253S-D4	S254S-D4	
6		S251S-D6	S252S-D6	S253S-D6	S254S-D6	
10		S251S-D10	S252S-D10	S253S-D10	S254S-D10	
16		S251S-D16	S252S-D16	S253S-D16	S254S-D16	
20		S251S-D20	S252S-D20	S253S-D20	S254S-D20	
25		S251S-D25	S252S-D25	S253S-D25	S254S-D25	
32		S251S-D32	S252S-D32	S253S-D32	S254S-D32	
40		S251S-D40	S252S-D40	S253S-D40	S254S-D40	
50		4.5	S251S-D50	S252S-D50	S253S-D50	S254S-D50
63			S251S-D63	S252S-D63	S253S-D63	S254S-D63

S250H

Characteristic B

Rated current (A)	Breaking capacity (kA)	S250H-B		
		1 Pole	2 Poles	3 Poles
50	6	S251H-B50	S252H-B50	S253H-B50
63		S251H-B63	S252H-B63	S253H-B63

Characteristic C

Rated current (A)	Breaking capacity (kA)	S250H-C			
		1 Pole	2 Poles	3 Poles	4 Poles
50	6	S251H-C50	S252H-C50	S253H-C50	S254H-C50
63		S251H-C63	S252H-C63	S253H-C63	S254H-C63

MCBs and Isolators

Order Information & Tripping Characteristics



S250S-DC

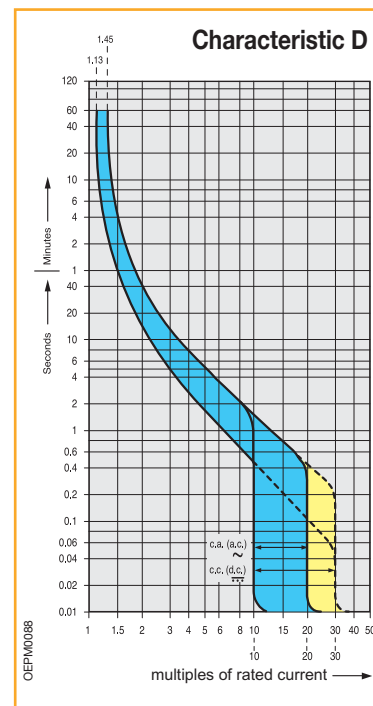
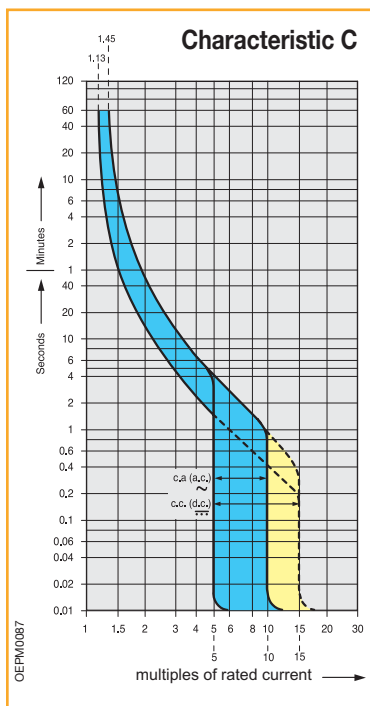
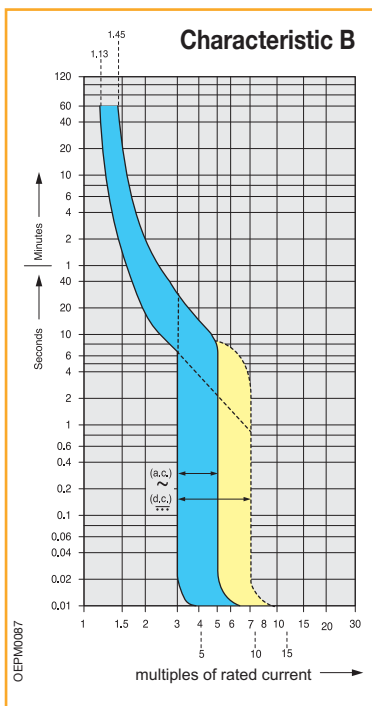
Characteristic C

Rated current (A)	Breaking capacity (kA)	S250S-DC			
		1 Pole	2 Poles	3 Poles	4 Poles
1	10	S251S-C1 DC	S252S-C1 DC	S253S-C1 DC	S254S-C1 DC
2		S251S-C2 DC	S252S-C2 DC	S253S-C2 DC	S254S-C2 DC
3		S251S-C3 DC	S252S-C3 DC	S253S-C3 DC	S254S-C3 DC
4		S251S-C4 DC	S252S-C4 DC	S253S-C4 DC	S254S-C4 DC
6		S251S-C6 DC	S252S-C6 DC	S253S-C6 DC	S254S-C6 DC
10		S251S-C10 DC	S252S-C10 DC	S253S-C10 DC	S254S-C10 DC
16		S251S-C16 DC	S252S-C16 DC	S253S-C16 DC	S254S-C16 DC
20		S251S-C20 DC	S252S-C20 DC	S253S-C20 DC	S254S-C20 DC
25		S251S-C25 DC	S252S-C25 DC	S253S-C25 DC	S254S-C25 DC
32		S251S-C32 DC	S252S-C32 DC	S253S-C32 DC	S254S-C32 DC
40		S251S-C40 DC	S252S-C40 DC	S253S-C40 DC	S254S-C40 DC
50		S251S-C50 DC	S252S-C50 DC	S253S-C50 DC	S254S-C50 DC
63		S251S-C63 DC	S252S-C63 DC	S253S-C63 DC	S254S-C63 DC

E200

Rated current (A)	E200		
	2 Poles	3 Poles	4 Poles
63	E202/63r	E203/63r	E204/63r
80	E202/80r	E203/80r	E204/80r
100	E202/100r	E203/100r	E204/100r
125	E202/125r	E203/125r	E204/125r

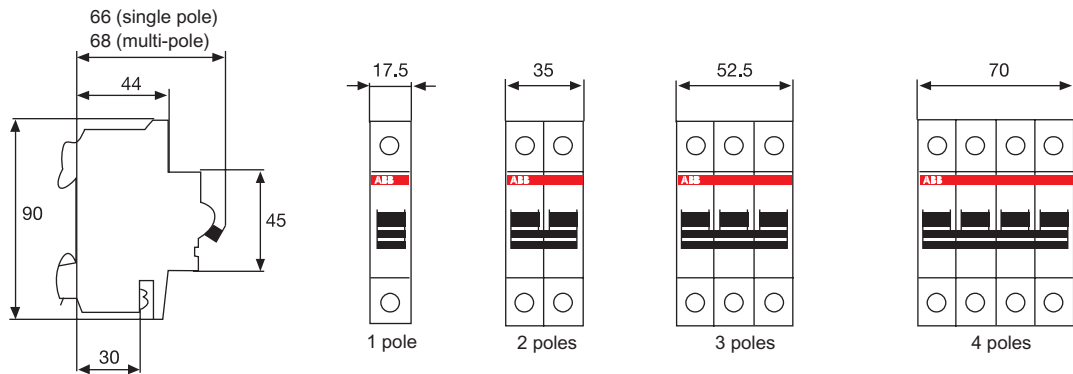
Tripping Curve



MCBs and Isolators

Dimensions (mm)

S250S / S250H / S250S-DC



E200

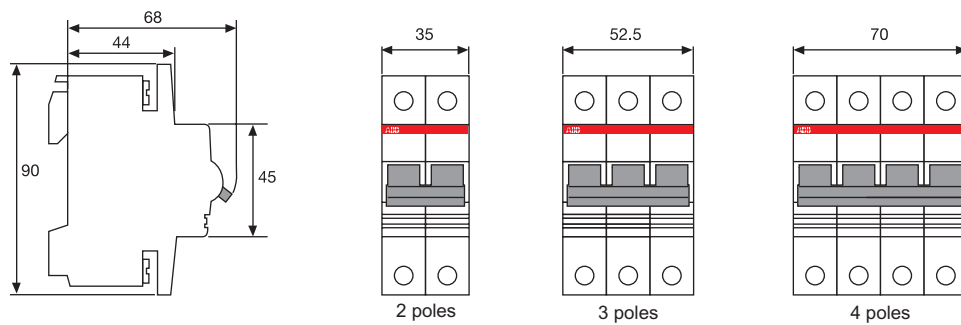


ABB (Hong Kong) Ltd.

L.V. Products
3 Dai Hei Street, Tai Po Industrial Estate
N.T., Hong Kong
Tel : (852) 2929 3838
Fax : (852) 2929 3505

[http : //www.abb.com](http://www.abb.com)
ABB Low Voltage Product Enquiry Contact : LV-hotline@cn.abb.com